



TECHNICAL SHEET

AUTOTROL

PERFORMA CONTROL VALVE LOGIX SERIES





AUTOTROL PERFORMA CONTROL VALVE - LOGIX SERIES



TIMER CHARACTERISTICS

740 TIME CLOCK

Electronic time clock (chronometric)

1- or 99-day regeneration setting (days interval) or days of the week

High efficiency regeneration sequence

12 V operation

Filter or conditioner setting in one control

Operates 255, 263, 268 with one controller

742 TIME CLOCK

Same features as the 740 Time Clock, plus:

Fully programmable cycle times

Salt setting in 10-grams increments

Optional no-salt detector

Operates 255, 263, 268, 278 and Magnum IT with one controller

760 DEMAND

Electronic demand (volumetric)

Calendar override

12 V operation

28-day variable reserve

High efficiency regeneration sequence

Automatic capacity calculations

Operates 255, 263, 268 with one controller

762 DEMAND

Same features as the 760, plus:

Fully programmable cycle times

Salt setting in 10-grams increments

Optional no-salt detector

Operates 255, 263, 268, 278 and Magnum IT with one controller

764 DEMAND

Same features as the 762, plus:

Multi-tank applications (twin alternating, multi-tank parallel)

Control lockout

Remote regeneration

TECHNICAL SPECIFICATIONS

VALVE SPECIFICATIONS

Valve Body	Glass-filled thermoplastic – NSF Listed material
Rubber Components	Compounded for cold water – NSF Listed material
Valve Materials Certification	WQA Gold Seal Certified to ORD 0902, NSF/ANSI 44, CE, ACS
Weight (Valve with Control)	2.42 kg (5.34 lbs)
Recommended Operating Pressure	1.38-8.27 bar (20-120 psi)
Hydrostatic Test Pressure	20.69 bar (300 psi)
Water Temperature	2-38°C (35-100°F)
Ambient Temperature*	2-48.9°C (35-120°F)
Controller Operating Voltage	12 VAC (Requires use of Pentair-supplied transformer)
Input Supply Frequency	50 or 60 Hz (Controller configuration dependent)
Motor Input Voltage	12 VAC
Controller System Power Consumption	3 W average

* Recommend use of outdoor cover for direct sunlight applications

TRANSFORMER – ALL CONTROLLERS

Transformer Output Voltage	12 VAC 150 mA
Transformer Input Options	230 VAC 50/60 Hz
Transformer Plug Options	United Kingdom Plug Mainland Europe Plug

All Controllers require the use of a Pentair-supplied transformer.
Additional transformers may be available – call for more information.

FLOW RATES (VALVE ONLY)

Service @ 1.03 bar (15 psi) drop	5.7 m ³ /h (25.0 gpm)
Backwash @ 1.72 bar (25 psi) drop	4.5 m ³ /h (20.0 gpm)
Service	K _v = 5.6 (C _v = 6.50)
Backwash	K _v = 3.5 (C _v = 4.00)

VALVE CONNECTIONS

Tank Thread	2½ inches – 8, male
Inlet/Outlet Threads	1¾ inch – 12 UNC-2A male
Drain Line	¾ inch NPT, male
Brine Line	¾ inch NPT, male
Distributor Tube Diameter	27 mm (1.050 inch)
Distributor Tube Length	13 ± 13 mm (½ ± ½ inch) above top of tank

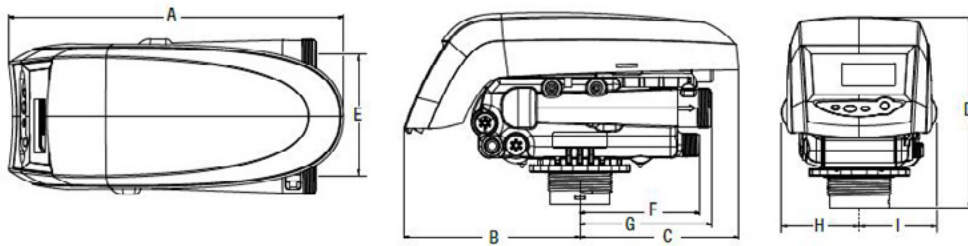
OPTIONS

Turbine for Demand Units	Internal Standard Autotrol 25 mm (1-inch) turbine
Bypass Valve, Model 1265	Thermoplastic, 1-inch flow path

Bypass Fitting Kits:

• Copper, Sweat Tube Adapter	32, 25 or 19 mm (1¼, 1 or ¾ inch)
• CPVC, Solvent Weld Tube Adapter	25 or 19 mm (1 or ¾ inch)
• Plastic NPT or BSPT Pipe Adapter	25 or 19 mm male (1 or ¾ inch)
• Stainless steel NPT or BSPT Pipe Adapter	25 or 19 mm male (1 or ¾ inch)
• Brine Refill Controls	0.14 gpm (0.53 Lpm) fixed; 0.33 gpm (1.25 Lpm) fixed 0.74 gpm (2.8 Lpm) fixed; 1.3 gpm (4.92 Lpm) fixed

DIMENSIONS



Units	A	B	C	D	E	F	G	H	I
cm	37.8	19.9	17.9	21.5	12.7	13.5	14.8	8.7	8.7
inches	14.9	7.8	7.1	8.5	5.0	5.3	5.8	3.4	3.4

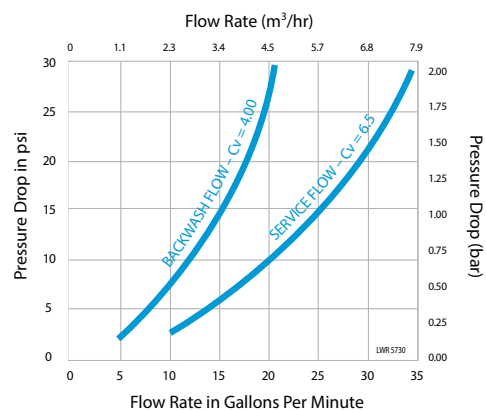
PERFORMANCE

BACKWASH FLOW CONTROL

Backwash number*	Flow Rate (gpm)	Flow Rate (Lpm)
7	1.30	4.90
8	1.70	6.40
9	2.20	8.30
10	2.70	10.20
12	3.90	14.76
13	4.50	17.00
14	5.30	20.00

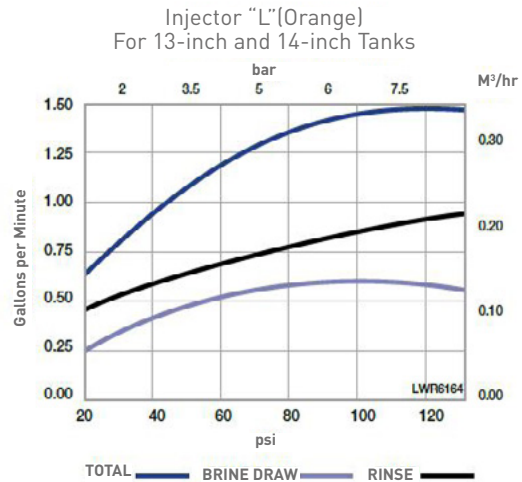
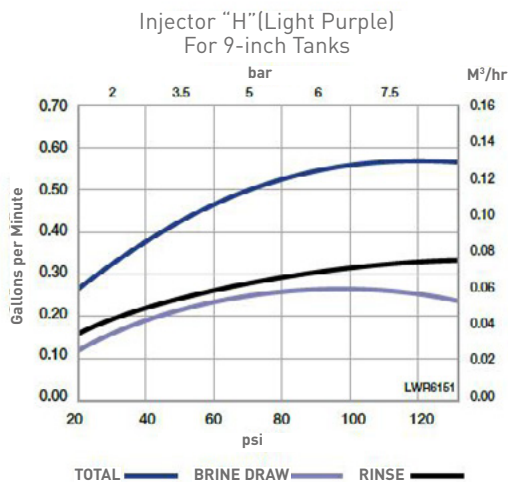
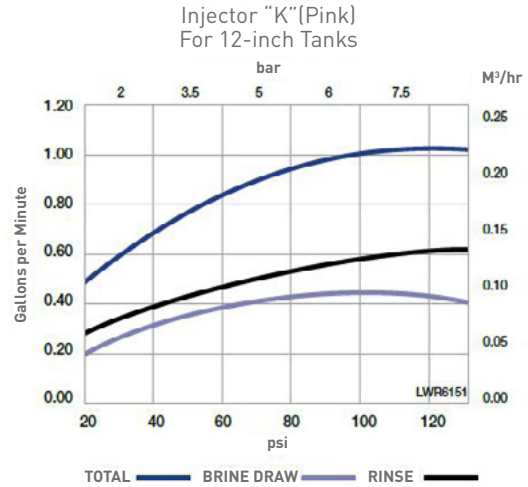
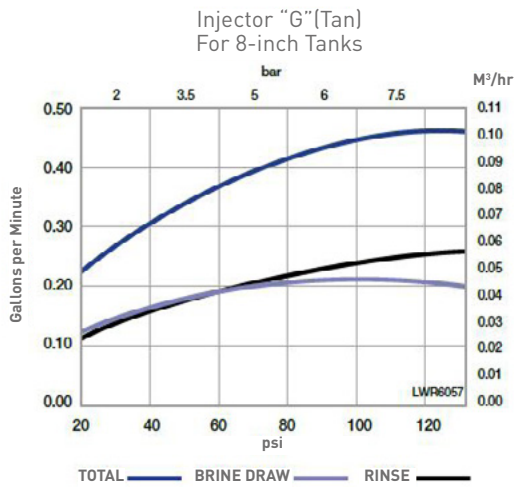
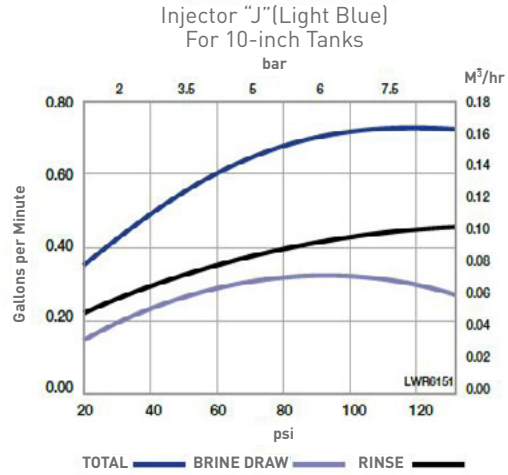
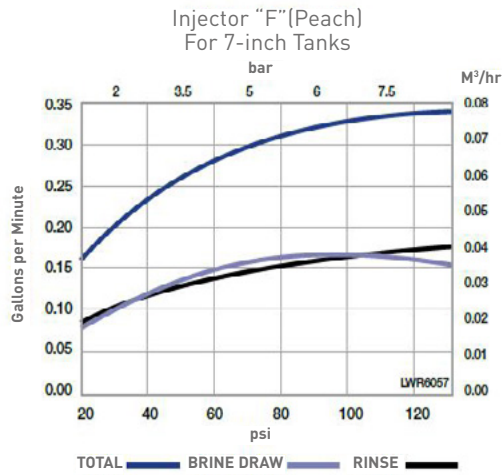
*Backwash flow controls sized for 5.0 gpm/sq. ft.

FLOW RATE VS PRESSURE DROP



INJECTOR* PERFORMANCE

LOGIX SERIES CONTROLLERS



*New injectors for high-efficiency regeneration sequence are standard with Logix Controllers.

NOTE: Actual injector performance is dependent on the resin used, tank geometry, elevated drain, etc. This injector data was taken using an empty tank (no resin).



www.pentairaquaeurope.com